

# Canary Counter Stool 2pc




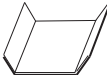

Bill of Material

LumiSource LLC



B26-CNRY XX+XX2/ B26-CNRYUP XXXX2

21-0208

## Packaging

-  -Scanner
-  -Packing tape
-  -(1) Carton ZBX-B26 CANRY 2PK  
(26" x 20" x 20")
-  -(1) Insert ZBX-BS-SAMR INSERT  
(17" x 36")
-  -Product Label

## Products

-  -(2) B26-CNRY FRM XX  
-(2)Hardware  
-(1) AI  
*(from bulk pack)*
-  -(2) BST-CNRY XXXX / BST-CNRYUP XX  
-(2)cardboard pieces  
*(from bulk pack)*

## Possible Color Combination Colors




**B26-CNRY AU+BU2**

- (2) B26-CNRY FRM AU (gold frame)
- +
- (2) BST-CNRY AU BU (gold + blue velvet)
- +
- (1) ZBX-B26 CANRY 2PK
- +
- (1) ZBX-BS-SAMR INSERT



**B26-CNRYUP AUBK2**

- (2) B26-CNRY FRM AU (gold frame)
- +
- (2) BST-CNRYUP VBK (Black velvet)
- +
- (1) ZBX-B26 CANRY 2PK
- +
- (1) ZBX-BS-SAMR INSERT




**B26-CNRY AU+GN2**

- (2) B26-CNRY FRM AU (gold frame)
- +
- (2) BST-CNRY AU GN (gold + green velvet)
- +
- (1) ZBX-B26 CANRY 2PK
- +
- (1) ZBX-BS-SAMR INSERT




**B26-CNRYUP AUBU2**

- (2) B26-CNRY FRM AU (gold frame)
- +
- (2) BST-CNRYUP VBU (Blue velvet)
- +
- (1) ZBX-B26 CANRY 2PK
- +
- (1) ZBX-BS-SAMR INSERT




**B26-CNRY AU+VW2**

- (2) B26-CNRY FRM AU (gold frame)
- +
- (2) BST-CNRY AU VW (gold + white velvet)
- +
- (1) ZBX-B26 CANRY 2PK
- +
- (1) ZBX-BS-SAMR INSERT



**B26-CNRYUP AUGN2**





- (2) B26-CNRY FRM AU (gold frame)
- +
- (2) BST-CNRYUP VGN (green velvet)
- +
- (1) ZBX-B26 CANRY 2PK
- +
- (1) ZBX-BS-SAMR INSERT



**B26-CNRYUP AUVW2**



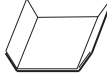
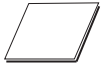
- (2) B26-CNRY FRM AU (gold frame)
- +
- (2) BST-CNRYUP VGN (white velvet)
- +
- (1) ZBX-B26 CANRY 2PK
- +
- (1) ZBX-BS-SAMR INSERT

## 1 Box + Label

-  -Scan box out of bin
-  -Unfold
-  -Tape one side closed (seam + edges)
-  -Place SKU label (top right corner)



## 2 Frames (2) + Cardboard (2) + Insert piece (1) + Seats (2)

-  -With frames upside down, place & tape Insert piece and cardboard piece.
-  -Stack seats and nest into cavity (*backrest against insert piece*)
-  -Place and wrap cardboard piece around top-left seat. (Tape indicated by red lines)
- 







## 3 Foam strip (1)

- Place foam strip (bottom-left) in the box
- Place stacked frames into box (Front of frame facing down in box)



## 4 HWR (2) + AI (1) + Scan + Close

-  -Tape 2 HWR to corner item of box
-  -Places AI's in box
-  -Check and scan all items to the SKU label
-  -Close box and tape shut (seam + edges)



- A. Correct Item as pictured**
- B. Frame**  
(2) pc  
correct color
- C. Seat**  
(2)pc  
correct color
- D. Hardware**  
(2) Packets/boxes taped to inside corner  
(1) "HWR Enclosed" sticker on outside corner
- E. AI**  
(1) Inside
- F. Label**  
Correct item # & Description  
Correct UPC #  
All parts scanned to UPC
- G. Final picture of completed box build**

### Final Picture of completed build

B26-CNRY AU+BU2



**Signature**